

How are rates determined?





As a regulated utility, Liberty's rates must be approved by the California Public Utilities Commission (CPUC). Rates reflect the cost to provide customer care, emergency and outage services, maintenance and improvement of infrastructure, and recovery of operating costs to serve customers safely and reliably. Costs are a direct pass-through to the customer with a CPUC-approved return on investment. A significant portion of your bill is for purchased energy costs.

Liberty may adjust rates to reflect costs through a rate request. The CPUC requires submission of a rate request every three years; other rate adjustments may occur through advice letters and applications. The CPUC reviews the detailed requests and may make modifications before a decision is rendered.

Once rates are approved, they become part of a larger Tariff document. Tariffs are a detailed accounting of the services we deliver, our rates for those services, and the policies we adhere to. You can view those Tariffs on our Rates webpage at www.libertyenergyandwater.com.

What is my rate class?

Rates are categorized by rate class, with each rate class assigned specific charges. In general, there are four rate classes:

-  **Residential (Domestic) Service (D-1)**
-  **Small Commercial Service (A-1)**
Less than 50 kW demand per month.
-  **Medium Commercial Service (A-2)**
Between 50 kW and 200 kW demand per month.
-  **Large Commercial Service (A-3)**
Greater than 200 kW demand per month.

There are additional rate classes within each of these four general categories such as Time-Of-Use rates and CARE (California Alternate Rates for Energy). Please see the individual rate schedules (or Tariffs) for this information as well as each rate class' qualifications.

How do I know what rate class I'm in?

Customers can look on their bill statement for their rate code. This code corresponds to a rate class. Below are the rate classes with corresponding rate codes.

-  **Residential Rate Class Codes (D-1):**
-  **Small Commercial Rate Class Codes (A-1):**
-  **Medium Commercial Rate Class Codes (A-2):**
-  **Large Commercial Rate Class Codes (A-3):**

How am I charged?

Your rate class and code determines how you are charged as defined by CPUC-authorized Tariffs. Below are the various charge categories customers may see on their bill.

Customer Charge: per meter; per month.

Energy Charge (use): Per kWh.

Other Energy Charges: These are single-line items on your bill; many of them are CPUC requirements.

Demand Charge: Per kW of Maximum Demand per month; different for winter and summer; this is the energy demand on the system, not the actual usage. This is for Medium Commercial (A-2) and Large Commercial (A-3) customers only.

Facilities Charge: Per kW of Maximum Demand per month. This is for (A-3) customers only.

Additional Charges: There are additional line-item charges on your bill as authorized and required by the CPUC. Please visit our website for details.

How is my bill calculated?

Your bill is calculated based on the applicable rate class using the CPUC-approved Tariff charges. Bills are based on the meter read for a 27 to 33 day period.

Summary Rate Schedules

The following pages provide a summary of Liberty's Rate Tariffs as approved by the California Public Utilities Commission as of the date on this document. All costs given are for all kWh, per kWh (usage) and applied to both Base and Excess of Base usage unless otherwise noted. Rates are presented for the four major customer classes in summary format for easier customer review. Customers are encouraged to visit the individual Rate Tariff Sheet, Understanding Your Bill, and Electric Rates and Tariffs webpages on www.libertyenergyandwater.com or call **1-800-782-2506** for further explanation.



⚡ Residential (Domestic) Service (D-1)

Updated 6-1-2026

Residential (Domestic) Customers (D-1) Types

Permanent: Permanent place of residence. Bills are calculated using two different rates: discounted rate (known as baseline allowance) and a rate for electricity used in excess of the baseline allowance. The baseline amount is different for winter and summer.

Non-Permanent: Not permanent place of residence; a second home or vacation rental. The baseline (discounted) rate does not apply to secondary residences.

CARE: California Alternate Rates for Energy; a discounted rate for income-qualified primary customers.

Residential (Domestic) Service (D-1)

	Permanent	Non-Permanent	CARE
Customer Charge	\$ 19.93	\$ 19.93	\$ 15.94
Per meter, per month			
Total kWh (Usage) Charge			
Base*	\$ 0.41204	\$ 0.45514	\$ 0.34012
Excess	\$ 0.46693	\$ 0.45514	\$ 0.37622

*Base (or Baseline) kWh/day. **Note:** There are additional charges on your bill as authorized and required by the CPUC. See Tariff sheets for details.

Residential (D-1) Baseline (kWh/Day)

	Summer May 1 - Oct. 31	Winter Nov. 1 - April 30
Basic Use - Primary or CARE	14.4590	18.9959
All Electric Use - Primary or CARE	16.3934	31.4074
Basic Use		
Base or Electric Hot Water Heater	14.4590	18.9959
Medical	30.9590	35.4959
Additional Medical	47.4590	51.9959
All Electric Use		
All Electric or Electric Heat	16.3934	31.4074
Medical	32.8934	47.9074
Additional Medical	49.3934	64.4074

Total Residential kWh (usage) Charge Breakdown:

	Permanent	Non-Permanent	CARE
Surcharges (per kWh)			
CPUC	\$ 0.00100	\$ 0.00100	\$ 0.00100
CEC	\$ 0.00030	\$ 0.00030	\$ 0.00030
Distribution Energy Charge (per kWh)			
Base	\$ 0.21056	\$ 0.24780	\$ 0.14280
Excess	\$ 0.24875	\$ 0.24780	\$ 0.16219
Public Purpose Programs (PPP) (per kWh)			
CARE	\$ 0.00415	\$ 0.00415	\$ 0
ESA	\$ 0	\$ 0	\$ 0
WNDRRBA	\$ 0	\$ 0	\$ 0
Energy Efficiency	\$ 0.00061	\$ 0.00061	\$ 0.00061
Energy Cost (ECAC) (per kWh)	\$ 0.05953	\$ 0.05953	\$ 0.05953
Generation Energy Charge (per kWh)			
Base	\$ 0.01976	\$ 0.02562	\$ 0.01976
Excess	\$ 0.03646	\$ 0.02562	\$ 0.03646
ECAC Amortization (per kWh)	\$ 0.03892	\$ 0.03892	\$ 0.03892
Carbon Pollution Permit Cost (per kWh)	\$ 0.01505	\$ 0.01505	\$ 0.01505
Note: Residential Customers receive a Climate Credit in April and October to offset this charge.			
Solar Initiative Program (SIP) (per kWh)	\$ 0	\$ 0	\$ 0
Base Revenue Requirement			
Balancing Account (BRRBA) (per kWh)	\$ 0.01029	\$ 0.01029	\$ 0.01029
GRCMA	\$ 0.03869	\$ 0.03869	\$ 0.03869
Catastrophic Event Memorandum Account (CEMA) (per kWh)	\$ 0	\$ 0	\$ 0
Wildfire and Natural Disaster Resilience Rebuild Program Balancing Account	\$ 0	\$ 0	\$ 0
MARBA	\$ 0.01318	\$ 0.01318	\$ 0.01318

Residential (D-1) Sample Bill Calculation

	Permanent	Non-Permanent	CARE
Customer Charge	\$ 19.93	\$ 19.93	\$ 15.94
Per meter, per month			
Base Usage (435 kWh)	\$ 179.24	\$ 197.99	\$ 147.95
Excess Usage (135 kWh)	\$ 63.04	\$ 61.44	\$ 50.79
Total Current Charges	\$ 262.20	\$ 279.36	\$ 214.69

⚡ Small Commercial Service (A-1)

Updated 6-1-2026

⚡ Medium Commercial Service (A-2)

Updated 6-1-2026

	A-1
Customer Charge	\$ 39.61
Per meter, per month	
Total kWh (Usage) Charge	\$ 0.45860
Total Small Commercial kWh (Usage) Charge Breakdown:	
Surcharges (per kWh)	
CPUC	\$ 0.00100
CEC	\$ 0.00030
Distribution Energy Charge (per kWh)	\$ 0.25339
Public Purpose Programs (PPP) (per kWh)	
CARE	\$ 0.00415
ESA	\$ 0
Energy Efficiency	\$ 0.00061
Energy Cost (ECAC) (per kWh)	\$ 0.05953
Generation Energy Charge (per kWh)	\$ 0.02350
ECAC Amoritization (per kWh)	\$ 0.03892
Carbon Pollution Permit Cost (per kWh)	\$ 0.01505
<small>Note: Small Commercial Customers receive a Climate Credit in April and October to offset this charge.</small>	
Climate Credit (per kWh)	\$ 0
Solar Initiative Program (SIP) (per kWh)	\$ 0
Base Revenue Requirement	
Balancing Account (BRRBA) (per kWh)	\$ 0.01029
GRCMA	\$ 0.03869
Catastrophic Event Memorandum Account (CEMA) (per kWh)	
	\$ 0
MARBA	\$ 0.01318

Small Commercial (A-1) Sample Bill Calculation

Customer Charge	\$ 39.61
Per meter, per month	
Total Usage Charge (135 kWh)	\$ 3,485.38
Total Current Charges	\$ 3,524.99

A-2	Winter Oct. 1 – May 31	Summer June 1– Sept. 30
Customer Charge	\$ 201.85	\$ 201.85
Per meter, per month		
Demand Charge Distribution (per kW)	\$ 6.99	\$ 4.57
Total kWh (Usage) Charge	\$ 0.44862	\$ 0.33328
Total Medium Commercial kWh (Usage) Charge Breakdown:		
Surcharges (per kWh)		
CPUC	\$ 0.00100	\$ 0.00100
CEC	\$ 0.00030	\$ 0.00030
Distribution Charges (per kWh)		
Demand	\$ 4.57	\$ 4.57
Energy	\$ 0.25085	\$ 0.13685
Public Purpose Programs (PPP) (per kWh)		
CARE	\$ 0.00415	\$ 0.00415
ESA	\$ 0	\$ 0
Energy Efficiency	\$ 0.00061	\$ 0.00061
Energy Cost (ECAC) (per kWh)	\$ 0.05953	\$ 0.05953
Generation Energy Charge (per kWh)		
Demand	\$ 2.42	\$ 0
Energy	\$ 0.01605	\$ 0.01472
ECAC Amoritization (per kWh)	\$ 0.03892	\$ 0.03892
Carbon Pollution Permit Cost (per kWh)	\$ 0.01505	\$ 0.01505
Solar Initiative Program (SIP) (per kWh)	\$ 0	\$ 0
Base Revenue Requirement		
Balancing Account (BRRBA) (per kWh)	\$ 0.01029	\$ 0.01029
GRCMA	\$ 0.03869	\$ 0.03869
Catastrophic Event Memorandum Account (CEMA) (per kWh)		
	\$ 0	\$ 0
MARBA	\$ 0.01318	\$ 0.01318

Medium Commercial (A-2) Sample Bill Calculation

Customer Charge	\$ 201.85	\$ 201.85
Per meter, per month		
Demand Charge (26 kW)	\$ 181.67	\$ 118.88
Total Usage Charge (9080 kWh)	\$ 4,073.46	\$ 3,026.21
Total Current Charges	\$ 4,456.98	\$ 3,346.94

Large Commercial Service (A-3)

Updated 6-1-2026

TIME OF USE PERIOD	Winter - ON Oct. 1 – May 31 5:01pm – 10:00pm	Winter - MID Oct. 1 – May 31 7:01am – 5:00pm	Winter - OFF Oct. 1 – May 31 All Other	Summer - ON June 1 – Sept. 30 10:01am – 10:00pm	Summer - OFF June 1 – Sept. 30 All Other
Customer Charge Per meter, per month	\$ 850.81	\$ 850.81	\$ 850.81	\$ 850.81	\$ 850.81
Facility Charge (per kW of maximum demand)					
Non-WMP	\$ 10.30	\$ 10.30	\$ 10.30	\$ 10.30	\$ 10.30
WMP	\$ 9.44	\$ 9.44	\$ 9.44	\$ 9.44	\$ 9.44
Demand Charge (per kW)					
Distribution Non-WMP	\$ 12.68	\$ 3.75	\$ 0	\$ 5.31	\$ 0
Distribution WMP	\$ 3.19	\$ 3.37	\$ 0	\$ 0	\$ 0
Generation	\$ 3.06	\$ 2.10	\$ 0	\$ 19.58	\$ 0
Total kWh (Usage) Charge	\$ 0.23888	\$ 0.23054	\$ 0.20748	\$ 0.25742	\$ 0.22262
Total Large Commercial kWh (Usage) Charge Breakdown:					
Surcharges (per kWh)					
CPUC	\$ 0.00100	\$ 0.00100	\$ 0.00100	\$ 0.00100	\$ 0.00100
CEC	\$ 0.00030	\$ 0.00030	\$ 0.00030	\$ 0.00030	\$ 0.00030
Distribution Energy Charge (per kWh)	\$ 0.05716	\$ 0.04883	\$ 0.02576	\$ 0.07570	\$ 0.04090
Public Purpose Programs (PPP) (per kWh)					
CARE	\$ 0.00415	\$ 0.00415	\$ 0.00415	\$ 0.00415	\$ 0.00415
ESA	\$ 0	\$ 0	\$ 0	\$ 0	\$ 0
Energy Efficiency	\$ 0.00061	\$ 0.00061	\$ 0.00061	\$ 0.00061	\$ 0.00061
Energy Cost (ECAC) (per kWh)	\$ 0.05953	\$ 0.05953	\$ 0.05953	\$ 0.05953	\$ 0.05953
Generation Demand Charge (per kWh)	\$ 3.06	\$ 2.10	\$ 0	\$ 19.58	\$ 0
ECAC Amortization (per kWh)	\$ 0.03892	\$ 0.03892	\$ 0.03892	\$ 0.03892	\$ 0.03892
Carbon Pollution Permit Cost (per kWh)	\$ 0.01505	\$ 0.01505	\$ 0.01505	\$ 0.01505	\$ 0.01505
Solar Initiative Program (SIP) (per kWh)	\$ 0	\$ 0	\$ 0	\$ 0	\$ 0
Base Revenue Requirement Balancing Account (BRRBA) (per kWh)	\$ 0.01029	\$ 0.01029	\$ 0.01029	\$ 0.01029	\$ 0.01029
GRCMA	\$ 0.03869	\$ 0.03869	\$ 0.03869	\$ 0.03869	\$ 0.03869
Catastrophic Event Memorandum Account (CEMA) (per kWh)	\$ 0	\$ 0	\$ 0	\$ 0	\$ 0
MARBA	\$ 0.01318	\$ 0.01318	\$ 0.01318	\$ 0.01318	\$ 0.01318

Note: There are additional charges on your bill as authorized and required by the CPUC. See Tariff sheets for details.

⚡ Time-of-Use Rates

Updated 6-1-2026

Time-of-Use Rates

Customers who use less electricity during periods when total energy demand is highest (the peak), may save money by shifting their usage to times with lower rates.

Liberty now offers TOU rates to both residential (D-1) and small and medium commercial (A-1 and A-2) customers.

Residential Time-of-Use (TOU D-1)

Customer Charge		\$ 19.93	
Per meter, per month			
TOU D-1		Cost per kWh	
Winter - ON	10/1 - 5/31	5:01 PM to 10:00 PM	\$ 0.50450
Winter - MID	10/1 - 5/31	7:01 AM to 5:00 PM	\$ 0.49768
Winter - OFF	10/1 - 5/31	10:01 PM to 7:00 AM	\$ 0.41246
Summer - ON	6/1-9/30	10:01 AM to 10:00 PM	\$ 0.49828
Summer - OFF	6/1-9/30	10:01 PM to 10:00 AM	\$ 0.40740

Small Commercial Time-of-Use (TOU A-1)

Customer Charge		\$ 39.61	
Per meter, per month			
TOU A-1		Cost per kWh	
Winter - ON	10/1 - 5/31	5:01 PM to 10:00 PM	\$ 0.50654
Winter - MID	10/1 - 5/31	7:01 AM to 5:00 PM	\$ 0.47993
Winter - OFF	10/1 - 5/31	10:01 PM to 7:00 AM	\$ 0.41196
Summer - ON	6/1-9/30	10:01 AM to 10:00 PM	\$ 0.47993
Summer - OFF	6/1-9/30	10:01 PM to 10:00 AM	\$ 0.41217

Medium Commercial Time-of-Use (TOU A-2)

Customer Charge		\$ 201.85	
Per meter, per month			
Energy Charges		Cost per kWh	
Winter - ON	10/1 - 5/31	5:01 PM to 10:00 PM	\$ 0.71941
Winter - MID	10/1 - 5/31	7:01 AM to 5:00 PM	\$ 0.46175
Winter - OFF	10/1 - 5/31	10:01 PM to 7:00 AM	\$ 0.22677
Summer - ON	6/1-9/30	10:01 AM to 10:00 PM	\$ 0.32096
Summer - OFF	6/1-9/30	10:01 PM to 10:00 AM	\$ 0.32519
Demand Charges		Per kW of Billing Demand for relevant time-of-use period, per month	
Winter - ON	10/1 - 5/31	5:01 PM to 10:00 PM	\$ 2.90329
Winter - MID	10/1 - 5/31	7:01 AM to 5:00 PM	\$ 2.90329
Winter - OFF	10/1 - 5/31	10:01 PM to 7:00 AM	\$ 2.90329
Summer - ON	6/1-9/30	10:01 AM to 10:00 PM	\$ 0
Summer - OFF	6/1-9/30	10:01 PM to 10:00 AM	\$ 0

Note: There are additional charges on your bill as authorized and required by the CPUC. See Tariff sheets for details.

Note: There are additional charges on your bill as authorized and required by the CPUC. See Tariff sheets for details.

Electric Vehicle Time-of-Use Rates

Updated 6-1-2026

Electric Vehicle Time-of-Use Rates

Customers who own an electric vehicle and charge it at their Liberty service address may benefit from TOU-EV rates.

All electric usage – not just EV charging – is measured and billed according to these rate schedules.

EV Time-of-Use Residential Service (TOU D-1 EV)

	Permanent AND Non- Permanent	CARE		
Customer Charge Per meter, per month	\$ 19.93	\$ 15.94		
Total kWh (Usage) Charge				
Winter - ON	10/1 - 5/31	5:01 PM to 10:00 PM	\$ 0.50809	\$ 0.41379
Winter - MID	10/1 - 5/31	7:01 AM to 5:00 PM	\$ 0.49979	\$ 0.40697
Winter - OFF	10/1 - 5/31	10:01 PM to 7:00 AM	\$ 0.33202	\$ 0.24131
Summer - ON	6/1-9/30	10:01 AM to 10:00 PM	\$ 0.49828	\$ 0.40756
Summer - OFF	6/1-9/30	10:01 PM to 10:00 AM	\$ 0.33202	\$ 0.24131

EV Time-of-Use Small Commercial Service (TOU A-1 EV)

Customer Charge Per meter, per month	\$ 39.61			
Total kWh (Usage) Charge				
Winter - ON	10/1 - 5/31	5:01 PM to 10:00 PM	\$ 0.51672	
Winter - MID	10/1 - 5/31	7:01 AM to 5:00 PM	\$ 0.48469	
Winter - OFF	10/1 - 5/31	10:01 PM to 7:00 AM	\$ 0.33666	
Summer - ON	6/1-9/30	10:01 AM to 10:00 PM	\$ 0.49050	
Summer - OFF	6/1-9/30	10:01 PM to 10:00 AM	\$ 0.33666	

EV Time-of-Use Medium Commercial Service (TOU A-2 EV)

Customer Charge Per meter, per month	\$ 201.85		
Total kWh (Usage) Charge			
Winter - ON	10/1 - 5/31	5:01 PM to 10:00 PM	\$ 0.81403
Winter - MID	10/1 - 5/31	7:01 AM to 5:00 PM	\$ 0.48902
Winter - OFF	10/1 - 5/31	10:01 PM to 7:00 AM	\$ 0.25404
Summer - ON	6/1-9/30	10:01 AM to 10:00 PM	\$ 0.34822
Summer - OFF	6/1-9/30	10:01 PM to 10:00 AM	\$ 0.35245

EV Time-of-Use Large Commercial Service (TOU A-3 EV)

Customer Charge Per meter, per month	\$ 850.81		
Total kWh (Usage) Charge			
Winter - ON	10/1 - 5/31	5:01 PM to 10:00 PM	\$ 0.72327
Winter - MID	10/1 - 5/31	7:01 AM to 5:00 PM	\$ 0.42500
Winter - OFF	10/1 - 5/31	10:01 PM to 7:00 AM	\$ 0.28896
Summer - ON	6/1-9/30	10:01 AM to 10:00 PM	\$ 0.52369
Summer - OFF	6/1-9/30	10:01 PM to 10:00 AM	\$ 0.30411

Note: There are additional charges on your bill as authorized and required by the CPUC. See Tariff sheets for details.

Note: There are additional charges on your bill as authorized and required by the CPUC. See Tariff sheets for details.